




Spartan PA13/3/EPC Production Bandsaw




- Round Cutting Capacity: 13"
- Rectangle Cutting Capacity: 13" x 14"
- Saw Blade Dimensions: 13'6" x 1.25" x .042"
- Blade Speed: 60-330 SFPM
- 5 HP Blade Drive
- 1 HP Hydraulic Pump
- 1/8 HP Coolant Pump
- Table Height 27-1/2"
- Machine Weight: 4200 lbs. (1909kg)
- Work Load Capacity: 6250 lbs. (2840kg)
- Maximum Index Length: 20"

Photos include some optional equipment



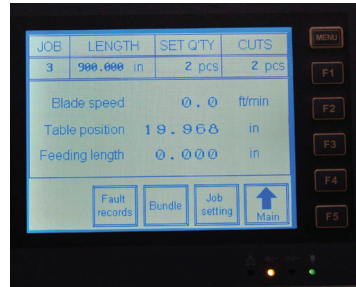
Blade Tension is hydraulic and is calibrated to provide accurate cutting and optimum blade life.



The **Fast Approach Device** reduces cycle time by positioning the saw frame at the correct work height.



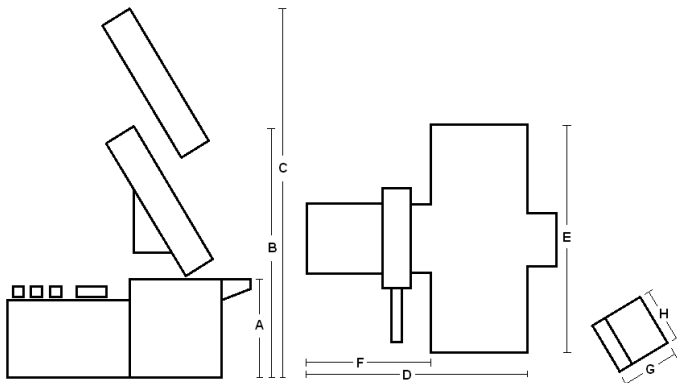
The **Operator Control Panel** is conveniently located at the front of the machine providing the operator with a clear view of the cutting area.



- EPC Touch screen Programmable Control.
- Input data for length & part quantity.
- Random job selection allows jobs to be run in any sequence.
- Part length programming to a resolution of .001".
- Automatically calculates kerf offsets for multi index parts.
- Parameter settings, such as length accuracy, are easily accessible.

Split Front Vise Jaws hold the work securely on both sides of the blade minimizing vibration and burs, while also helping to reduce the remnant length to as little as 2-1/2". The full stroke hydraulic vises provide ease of operation and simplify set up.

Machine Dimensions



| | PA 13/3 |
|---|---------|
| A | 27" |
| B | 53" |
| C | 80" |
| D | 84" |
| E | 84" |
| F | 43" |
| G | 22" |
| H | 19" |



Marvel Mfg.. Co. Inc.
3501 Marvel Dr.
Oshkosh, WI 54902
Phone: 920-236-7200 or 1-800-472-9464
Fax: 920-236-4156

WWW.MARVELSAWS.COM